

DJE - Concept PA (EUR)

Feeder fund for the FMM-Fonds

**Minimum Investment** 0 EUR**Fund Facts**

ISIN	LU0858224032
WKN	A1J8MD
Asset Class	Fund EUR Flexible Allocation - Global
Minimum Equity	25%
Partial Exemption of Income ¹	15%
Investment Company ²	DJE Investment S.A.
Fund Management	DJE Kapital AG
Type of Share	payout ²
Financial Year	01/01 - 31/12
Launch Date	04/01/2013
Fund Currency	EUR
Fund Size (02/05/2024)	86.67 million EUR
TER p.a. (29/12/2023) ²	1.84%

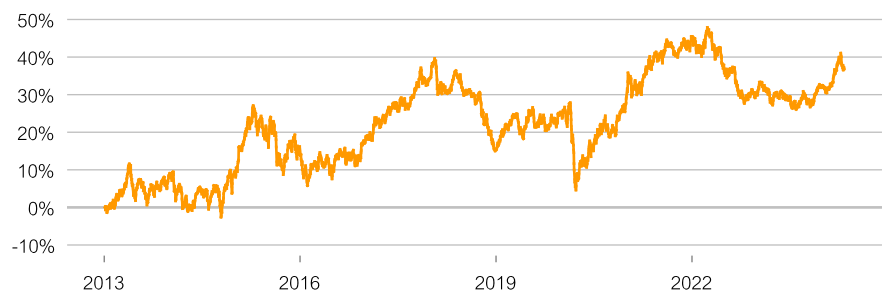
This sub-fund/fund promotes ESG features in accordance with Article 8 of the Disclosure Regulation (EU Nr. 2019/2088).³

Ratings & Awards⁴ (28/03/2024)**Morningstar Rating Overall⁵** ★★★**Investment Strategy**

As a feeder fund, DJE - Concept will permanently invest at least 85% of its net sub-fund assets in the FMM fund as a master fund from 1 March 2024. The liquidity of DJE - Concept will be limited to 15%. The fund may acquire units in the master fund up to 100% of its fund assets.

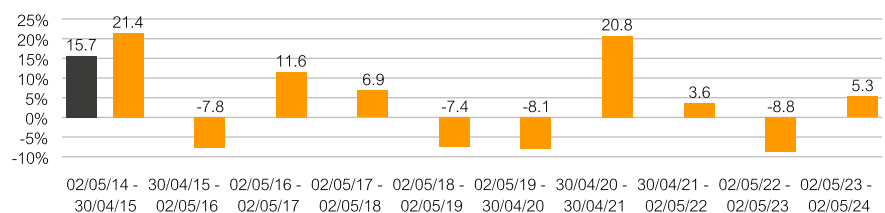
Performance in % since inception (04/01/2013)

■ DJE - Concept PA (EUR)

**Rolling Performance over 10 Years in %**

■ Fund (net) in consideration with the maximum issue surcharge of 5.00%

■ Fund (gross) DJE - Concept PA (EUR)

**Performance in %**

	MTD	YTD	1 Yr	3 Yrs	5 Yrs	10 Yrs	SI
Fund	-0.26%	3.60%	5.34%	-0.42%	10.53%	36.59%	36.78%
Fund p.a.	-	-	-	-0.14%	2.02%	3.17%	2.80%

Source for all performance data: Anevis Solutions GmbH, own illustration. As at: 02/05/2024.

The Funds are actively managed by DJE and, where a benchmark index is indicated, without reference to it. The presented charts and tables concerning performance are based on our own calculations according to the gross performance (BVI) method² and illustrate past development. Past performance is not indicative for future returns. The BVI method takes into account all costs incurred at the fund level (e.g. management fees), the net performance and the issue fee. Additional individual costs may be incurred at the customer level (e.g. custodian fees, commission and other charges). Model calculation (net): an investor wishes to purchase shares for Euro 1,000. With a maximum issue surcharge of 5.00%, he has to spend a one-off amount of Euro 50.00 when making the purchase. In addition, there may be custodian costs that reduce performance. The custodian costs are decided by your bank's price list and service charges

1 | The fiscal treatment depends on the personal circumstances of the respective client and can be subject of change in the future.

2 | see also on (www.dje.de/DE_en/fonds/fondswissen/glossar)

3 | see also on (www.dje.de/en-de/company/about-us/invest-sustainably/)

4 | Awards and many years of experience do not guarantee investment success. Sources on homepage (<https://www.dje.de/en-de/company/about-us/awards--ratings/2023/>)

DJE - Concept PA (EUR)

Feeder fund for the FMM-Fonds

**Asset Allocation in % of Fund Volume**

Funds	99.64%
Cash	0.36%

As at: 30/04/2024.

The asset allocation may differ marginally from 100% due to the addition of rounded figures.

Country allocation total portfolio (% NAV)

Luxembourg	99.64%
------------	--------

As at: 30/04/2024.

Fund Prices per 02/05/2024

Bid	128.82 EUR
Offer	135.26 EUR

Fees¹

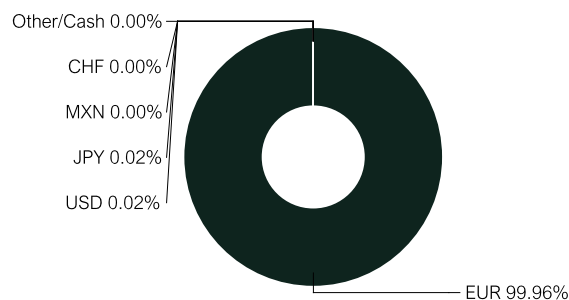
Initial Charge	5.00%
Management Fee p.a.	1.45%
Custodian Fee p.a.	0.06%

Performance Fee 10% of the [Hurdle: exceeding 6% p.a.] unit value performance, provided the unit value at the end of the settlement period is higher than the highest unit value at the end of the previous settlement periods of the last 5 years [High Water Mark Principle]. The settlement period begins on 1 January and ends on 31 December of a calendar year. Payment is made at the end of the accounting period. For further details, see the sales prospectus.

Risk Class (SRI 1-7)¹

Low Risk High Risk

1	2	3	4	5	6	7
---	---	---	---	---	---	---

Currency Exposure (% NAV)

Data: Anevis Solutions GmbH, own illustration. As at: 30/04/2024. Note: Cash position is included here because it is not assigned to any country or currency.

Top Ten Holdings in % of Fund Volume

FMM-Fonds XP (EUR)	99.64%
--------------------	--------

As at: 30/04/2024. When buying a fund, one acquires shares in the said fund, which invests in securities such as shares and/or in bonds, but not the securities themselves.

Risk Measures¹

Standard Deviation (2 years)	6.21%	Maximum Drawdown (1 year)	-3.75%
Value at Risk (99% / 20 days)	-4.07%	Sharpe Ratio (2 years)	-0.66

As at: 02/05/2024.

Target Group**The Fund is Suitable for Investors**

- + with a medium to long-term investment horizon
- + who wish to take advantage of opportunities in both the equity and bond segments
- + who seek flexibility in portfolio design

The Fund is not Suitable for Investors

- with a short-term investment horizon
- who seek safe returns
- who are not prepared to accept increased volatility

¹ | See Key Information Document (PRIIPs KID) under <https://www.dje.de/en-de/investment-funds/productdetail/LU0858224032#downloads>

DJE - Concept PA (EUR)

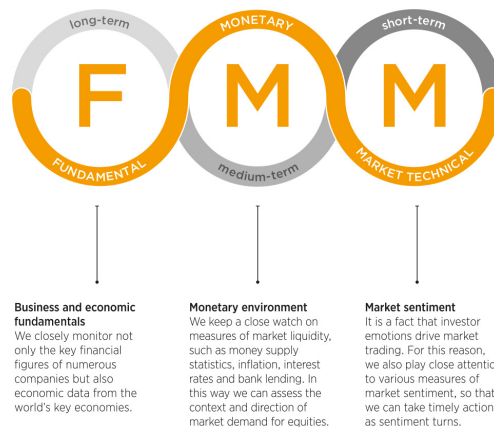
Feeder fund for the FMM-Fonds



Investment Approach

DJE - Concept invests its fund assets in units of the FMM-Fonds. This fund is an investment concept which is managed independently of any benchmark constraints with the aim to achieve an optimal risk/reward profile. The basis is the three-dimensional FMM-methodology, which was developed by Dr Jens Ehrhardt and has a proven track record of more than 45 years. According to the methodology the following factors are taken into account: (F)undamental factors like micro- and macroeconomic data for corporations and economies, but also (M)onetary and technical (M)arket aspects such as sentiment which are often neglected by other fund managers. Fundamental factors play a more important role in the long-term strategic orientation of the portfolio than, for example, technical market factors. The latter are more significant for the fund's short-term, tactical positioning. In normal market phases, the FMM-Fonds focuses on current trends. In extreme situations (such as during euphoric phases), the fund can also follow an anticyclical investment strategy.

The essential parts of the FMM methodology



Source: DJE Kapital AG. For illustrative purposes only.

Opportunities

- + The opportunities of the global equity and bond markets may be used – the fund is not restricted to one region or country
- + Experienced fund manager following an investment approach based on fundamental, monetary and market-technical (FMM) analysis, which has a proven track record since 1974
- + Efficient mixture of equities and bonds with strategic risk diversification

Risks

- Equities may be subject to significant price falls
- Price risks of bonds when interest rates rise
- Currency risks resulting from the portfolio's foreign investments
- Issuer country, credit and liquidity risks

The evaluation of MSCI ESG Research can not be displayed here for legal reasons.

DJE - Concept PA (EUR)

Feeder fund for the FMM-Fonds

**Fund Manager****Dr. Jens Ehrhardt**

Responsible Since 04/01/2013

Dr Jens Ehrhardt is the founder and CEO of DJE. He received his doctorate in 1974, the same year he founded today's DJE Kapital AG, which he has managed from the outset. From his doctorate, he developed the DJE investment method, FMM, which has been continuously refined to this day and takes fundamental, monetary and market indicators into account.

DJE Kapital AG

DJE Kapital AG is part of the DJE Group, can draw on around 50 years of experience in asset management and is today one of the leading bank-independent financial service providers in German-speaking Europe. Our investment strategy, both in equities and bonds, is based on the FMM method developed in-house: a systematic analysis which takes three views on securities and the financial markets – fundamental, monetary and market-technical. DJE follows sustainability criteria when selecting securities, takes into account selected sustainable development goals, avoids or reduces adverse sustainability impacts and is a signatory to the United Nations "Principles for Responsible Investment".

Signatory of:**Contact**

DJE Investment S.A.
+352 2692522-0
info@dje.lu
www.dje.lu

DJE Kapital AG
+49 89 790453-0
info@dje.de
www.dje.de

Monthly Commentary

No commentary is provided for this fund.

Legal Information

This is a marketing advertisement. Please read the prospectus of the relevant fund and the KIID before making a final investment decision. It also contains detailed informations on opportunities and risks. These documents can be obtained free of charge in German at www.dje.de under the relevant fund. A summary of investor rights can be accessed in German free of charge in electronic form on the website at www.dje.de/summary-of-investor-rights. The Funds described in this Marketing Announcement may have been notified for distribution in different EU Member States. Investors should note that the relevant management company may decide to discontinue the arrangements it has made for the distribution of the units of your funds in accordance with Directive 2009/65/EC and Article 32a of Directive 2011/61/EU. All information published here is for your information only, is subject to change and does not constitute investment advice or any other recommendation. The sole binding basis for the acquisition of the relevant fund is the above-mentioned documents in conjunction with the associated annual report and/or the semi-annual report. The statements contained in this document reflect the current assessment of DJE Kapital AG. The opinions expressed may change at any time without prior notice. All information in this overview has been provided with due care in accordance with the state of knowledge at the time of preparation. However, no guarantee or liability can be assumed for the correctness and completeness.

5 | Morningstar, Inc. All Rights Reserved. The information contained herein: (1) is proprietary to Morningstar and/or its content providers; (2) may not be copied or distributed; and (3) is not warranted to be accurate, complete or timely. Neither Morningstar nor its content providers are responsible for any damages or losses arising from any use of this information. Past performance is no guarantee of future results.